

Six Flags™

Entertainment Corporation



GUEST ACCESSIBILITY GUIDE

Welcome to Worlds of Fun & Oceans of Fun!

We are glad you are here! At Worlds of Fun we are proud to have earned one of the best safety records in the industry. We are committed to providing our Guests with a safe environment and we want our Guests to have a safe and enjoyable day. We are continually striving to improve our facilities.

Many amusement park rides incorporate safety systems designed by the manufacturer to accommodate people of average physical stature and body proportion. These safety systems may place restrictions on the ability of an individual to safely experience the ride. Guests of larger or smaller size, Guests who have a history of heart, back or neck trouble, Guests who are pregnant, Guests who have had recent surgery, or Guests with casts, braces, restrictive devices, or disabilities may not be safely accommodated by these systems. For example, height requirements are based on the size needed for the safety restraints to function properly and the level of maturity usually associated with a certain height.

The Attraction Accessibility Program has been developed using our past experiences and our evaluation of each ride in both normal and emergency operating conditions. We also work closely with the manufacturer of each ride and our policies incorporate the manufacturers' guidelines as well as the requirements of the Americans with Disabilities Act. We hope that this guide will help Guests make the best choices to ensure a safe and enjoyable experience at the park. Our goal is to safely and efficiently accommodate the needs of all Guests, including individuals with disabilities.

Our prime consideration is the ability of each person to endure the dynamics of a ride without risk of injury to that person or other riders. If you have a suggestion for an improvement or have questions not answered in this brochure, please stop at Guest Services. If you feel that you or a member of your party may be affected by this policy, you are encouraged to visit Guest Services to obtain a list of rides you can safely ride. Your Rider Access Form will provide information for our ambassadors to help accommodate you.

PLEASE RIDE SAFELY

The state of Missouri Rider Responsibility Law (RSMO 316.230) requires that Riders must obey all warnings regarding this ride and behave in a manner that will not cause or contribute to injury to themselves or others. Failure to comply is a misdemeanor.

While all amusement attractions have associated risks, certain individuals are at increased risk for injury from these attractions. Carefully evaluate each attraction to determine if you or members of your party can safely participate. We reserve the right to deny access to a ride to anyone who we feel may not be able to safely experience the ride or may be a hazard to other Riders.

A Safety Guide sign is posted at every ride entrance and Alternate Access entrance. These signs provide height requirements, health restrictions, ride ratings, ride accessibility, and special instructions regarding the ride. Please review these signs prior to accessing the ride and ensure to follow all instructions provided.

In general, all Guests should be in good health and free from any conditions, known or unknown, that might be aggravated by riding. If you have any doubt about your ability to safely experience a ride, we urge you to consult with our staff at Worlds of Fun. Remember, if you suspect your health could be at risk for any reason, or you could aggravate a pre-existing condition of any kind, **do not ride.**

Generally, Guests must have the ability to brace themselves upright in the seat and support their head and neck during the ride movements. Guests using wheelchairs will have to transfer from their wheelchair to the ride unit by themselves or assisted by a member of their party in order to be able to ride. You should plan your visit with someone who can physically help you when necessary.

As a Guest, you are responsible for your own safety. Please read this guide and all instructional signage before riding. Listen to and follow all operator instructions. Any person who intentionally removes a safety restraint, violates a park safety policy, or appears to be under the influence of alcohol or chemical intoxicants will be removed from the park without refund. **FOR YOUR SAFETY, DO NOT ENTER AN UNAUTHORIZED AREA FOR ANY REASON.** You may be seriously injured if you enter an unauthorized area.






Before riding, please note all safety warnings for each ride. In general:

- Follow all proper rider positioning until the ride comes to a complete stop.
- All restraint systems, including lap bars, shoulder harnesses, and seatbelts, must be positioned, fastened, and tightened at all times.
- Due to the nature of our rides, backpacks, purses, electronics, stuffed animals, jewelry, and other loose items are not permitted on most rides. Glasses must be secured. Smaller items may be secured in cargo pockets or waist packs as long as they do not interfere with the restraint system. In addition, smaller items may be left in a locker or with a non-rider. Worlds of Fun is not responsible for lost or stolen items. You are responsible for your personal property.
- Using cell phones or other electronic devices for any purpose, including picture taking, is prohibited on most rides.
- Keep all parts of your body inside the ride unit at all times.
- Shirt, shoes, and shorts/pants are required on most amusement park rides.
- Finish food and drink before boarding.
- Smoking, including e-cigarettes, is not permitted in Worlds of Fun.

RIDE RATING SYSTEM

















A Ride Rating Program has been designed to provide a scale for rating the thrill factor of each ride. The intent is to provide a scale to guide park Guests in determining which attractions to ride based on their own experience level, physical condition, and abilities.

Each ride/attraction is placed into one of five categories:

CATEGORY	DESCRIPTION
Low Thrill Rides	 Rides that are generally calm and gentle in nature.
Mild Thrill Rides	 Rides that generally have low speeds with gentle motion and braking. Rides have smooth transitions with some changes in elevation and speed.
Moderate Thrill Rides	 Rides that generally have low to medium speeds and/or heights with moderate motion and braking. Riders may encounter unexpected changes in direction and/or speed during portions of the ride.
High Thrill Rides	 Rides that generally have medium to high speeds and/or heights with moderate to rapid braking. Riders may encounter unexpected changes in speed, direction and/or elevation.
Aggressive Thrill Rides	 Rides that generally have one or more of the following: high speeds and/or heights, aggressive and unexpected forces, and rapid directional or elevation change. Riders will encounter many unexpected rapid changes in speed, direction and/or elevation.

KEY TO SYMBOLS

These symbols, along with the ride ratings, are used to define our rides on the following pages.

	Ambulatory
	Accommodates Wheelchair
	Transferable
	Must be accompanied by Supervising Companion of proper height to ride
	Must be accompanied by a child to ride/participate
	Must be at least this height to ride
	Maximum Speed of Ride
	Life jacket is required
	Cannot be any taller than this to ride/participate
	Maximum Height of Ride
	Maximum Water Depth
	Prohibited for Guests with back trouble
	Prohibited for Guests with heart trouble or high blood pressure
	Prohibited for Guests with neck trouble
	Prohibited for pregnant Guests
	Prohibited for Guests who have had recent surgery

ACCESS SYMBOLS

Symbols indicate boarding procedures for each ride and are defined below.



This symbol is used to identify rides where Riders may remain in their wheelchair. Wheelchairs can be accommodated on the Worlds of Fun Railroad.



This symbol identifies rides that can accommodate Guests who are able to transfer from the wheelchair to the ride unit by themselves or assisted by a member of their party.



This symbol identifies rides where Guests must be able to walk independently or be assisted by a member of their party.

DEFINITIONS

Every ride entrance lists height requirements and special instructions regarding the ride. Worlds of Fun uses the following terms:



Ability to Hold On or Brace: Ability to use one's arms to maintain a grasp on an assist bar and support one's body during normal and emergency procedures on a ride and to use one's legs to brace to maintain a seated position during the forces of the ride.



Hand-held Infant: Hand-held infants are children who are unable to independently walk or maintain seated postural control and will only be able to ride the following rides with a Supervising Companion: Grand Carrousel (in a chariot), Worlds of Fun Railroad, Caribbean Cooler, Coconut Cove, Captain Kidds, Crocodile Isle, and Surf City Wave Pool (water depth and participation may be restricted). Hand-held infants and their Supervising Companion may also enjoy Paradise Falls.



Supervising Companion: Many of our rides have height requirements that allow a Guest under that requirement to ride with a Supervising Companion. A Supervising Companion is someone who meets all the requirements to ride the ride themselves, who is at least 54" in height, approximately 14 years of age, and demonstrates appropriate observed behavior. Supervising Companions are responsible for ensuring that the accompanied Rider remains seated properly where applicable and follows all rules and regulations. The Supervising Companion must be seated in the same seat (row) as the Rider who needs accompaniment and can accompany the number of Riders for which the seat is designed. For example, if a seat is designed for three people, the Supervising Companion can accompany two Riders.

HEALTH RESTRICTIONS



Each ride is evaluated against 5 primary health restrictions. These restrictions are:

- Back Trouble
- Heart Trouble/High Blood Pressure
- Neck Trouble
- Pregnancy
- Recent Surgery

If you are in doubt about your ability to safely experience a ride or would like more information, please review the information for each attraction in this Guest Accessibility Guide or review the Safety Guide and all warning signs posted at each ride entrance and Alternate Access entrances.

PREGNANCY

Guests who know or believe they may be pregnant should follow all rules, guidelines and restrictions listed for each ride. Those who are pregnant should not ride a ride that specifically lists pregnancy as a rider restriction. Please closely review all rules and guidelines at the entrance of each ride.

Guests who are pregnant may ride Grand Carrousel, Woodstock Gliders, and Worlds of Fun Railroad and participate in Caribbean Cooler, Castaway Cove, Coconut Cove, Splash Island, Surf City Wavepool, Captain Kidds/Crocodile Isle (with a child), and Village Pool.

HEIGHT REQUIREMENTS

Height requirements and specific instructions are posted at the entrance to each attraction. Guests may be “officially” measured at one of the Height Check stations at Guest Services at either Main Entrance. The measured Guest will be given a wristband to indicate their height range. Wristbands are not required to ride. They are intended to make your wait in line shorter by streamlining the Guest height measurement process.

To accurately measure Guests, a height measuring device may be used during the height measuring process. This device may come into contact with the Guest’s head for a brief period.

For the safety of Guests, a shoe which does not contribute excessively to the Guest’s height is required. For example, a Guest is not permitted to wear platform shoes to help meet

a height requirement. Worlds of Fun reserves the right to ask that shoes be removed to ensure that a Guest's height is not being artificially enhanced or manipulated.

In Oceans of Fun, height measurements are taken in bare feet. There is a separate height wristband system for Oceans of Fun.

ATTRACTION ACCESSIBILITY PROGRAM

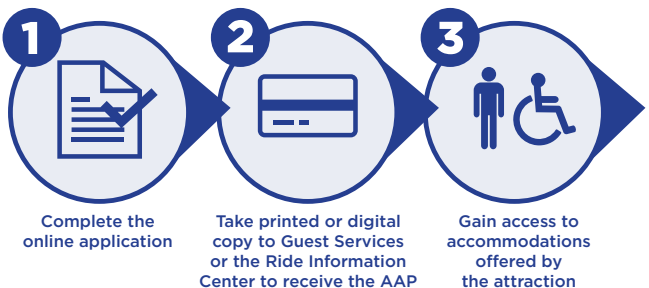
At Worlds of Fun we are proud of our reputation for accommodating Guests with disabilities through our Ride Admission Policy. To provide equal access for all Guests, we have developed a program which allows Guests with mobility restrictions or cognitive impairment to access attractions.

Information about where Guests access the ride is posted on each attraction's Safety Guide sign. All Guests are required to meet all riding requirements for every attraction, including height and health restrictions, in order to safely ride/participate.

The Guest with a mobility restriction or cognitive impairment should visit Guest Services upon their arrival at the park to express their inability to wait in the regular line. Some questions are asked to ensure that the Guest has the required physical criteria in order to safely experience attractions. Following that conversation, the Guest Services associate will provide the details needed to participate in the program.

Guests with mobility restrictions or cognitive impairments who request helpful accommodations are encouraged to obtain the IBCCES Individual Accessibility Card (IAC) by registering at accessibilitycard.org. The registration process requires the information listed below be uploaded into a secure online portal. Once a Guest has filled out the online application and uploaded necessary documentation, they will be able to access their digital Accessibility Card. Guests will present the IBCCES Accessibility Card to Guest Services inside each park to receive any necessary accommodations.

Note: Only IBCCES can issue the IBCCES Accessibility Card, and not Worlds of Fun/Oceans of Fun.



CASTS & BRACES

Guests with casts and braces will be restricted from riding rides where the cast or brace will not fit inside the ride unit or where it will present a hazard to the Guest or others. Guests with full arm (elbow restricted) and full leg (knee restricted) casts or braces are restricted from most rides and water slides at Worlds of Fun and Oceans of Fun. We suggest you delay your visit until the cast is removed. Casts and braces with exposed metal parts are not permitted on the slides in Oceans of Fun.

The following chart displays the cast and brace rules for all rides and attractions.

- B** Must be seated with a Supervising Companion in the center of the bench
- C** Must ride in a chariot
- F** Cast/Brace must fit safely in the ride unit
- O** Not permitted to participate on elevated activity area
- Y** May ride with the condition
- Z** Participation or water depth may be restricted if necessary

WORLDS OF FUN

	Cervical Collar or Neck Brace	Broken Collar Bone	Forearm Cast	Full Arm Cast	Braced Arm Cast	Foot Lower Leg Cast	Full Leg Cast
Autobahn			Y	Y		Y	F
Bamboozler			Y			Y	
Beagle Brigade Airfield			Y	F	F	Y	F
Boomerang			Y			Y	
Camp Bus		Y	Y	Y	Y	Y	F
Charlie Brown's Windup		Y	Y	Y		Y	
Cosmic Coaster			Y			Y	F
Cyclone Sam's			Y			Y	F
Detonator			Y			Y	
Fjord Fjarlane			Y	Y		Y	F
Flying Ace Balloon Race			Y	Y	Y	Y	F
Flying Dutchman		Y	Y	Y		Y	F
Fury of the Nile			Y			Y	F
Grand Carrousel	Y	Y	Y	Y	Y	Y	C
Kite Eating Tree			Y				
Le Taxitour		Y	Y	Y	Y	Y	F
Linus' Launcher			Y			Y	
Lucy's Tugboat			Y			Y	F
Nordic Chaser			Y			Y	F
Mamba			Y			Y	F
Mustang Runner		Y	Y	Y		Y	F
Patriot							
PEANUTS™ 500			Y			Y	F
PEANUTS™ Road Rally	Y	Y	Y	Y	Y	Y	F

- B** Must be seated with a Supervising Companion in the center of the bench
- C** Must ride in a chariot
- F** Cast/Brace must fit safely in the ride unit
- O** Not permitted to participate on elevated activity area
- Y** May ride with the condition
- Z** Participation or water depth may be restricted if necessary

WORLDS OF FUN *continued*

	Cervical Collar or Neck Brace	Broken Collar Bone	Forearm Cast	Full Arm Cast	Braced Arm Cast	Foot Lower Leg Cast	Full Leg Cast
Prowler							
RipCord			Y			Y	
Sally's Swing Set			Y			Y	
Scrambler			Y	Y		Y	F
Sea Dragon		Y	Y	Y		Y	F
Skyliner	Y	Y	Y	Y	F	Y	F
SNOOPY™ vs. Red Baron		Y	Y	Y		Y	F
SNOOPY'S™ Junction	Y	Y	Y	Y	Y	Y	F
SNOOPY'S™ Rocket Express		Y	Y	Y	F	Y	F
SNOOPY'S™ Space Buggies			Y			Y	F
Spinning Dragons			Y			Y	
SteelHawk			Y	F		Y	
Timber Wolf			Y			Y	
Viking Voyager			Y	Y		Y	F
Woodstock Gliders		Y	Y	Y	F	Y	F
Woodstock Whirlybirds			Y			Y	F
Worlds of Fun Railroad	Y	Y	Y	Y	Y	Y	Y
Zambezi Zinger							
Zulu			Y	Y		Y	

- B** Must be seated with a Supervising Companion in the center of the bench
- C** Must ride in a chariot
- F** Cast/Brace must fit safely in the ride unit
- O** Not permitted to participate on elevated activity area
- Y** May ride with the condition
- Z** Participation or water depth may be restricted if necessary

Cervical Collar or Neck Brace	Broken Collar Bone	Forearm Cast	Full Arm Cast	Braced Arm Cast	Foot Lower Leg Cast	Full Leg Cast
-------------------------------	--------------------	--------------	---------------	-----------------	---------------------	---------------

OCEANS OF FUN

Aruba Tuba			Y			
Captain Kidds – Pool	Y	Y	Y	Y	Y	Y
Captain Kidds – Sides			Y			Y
Caribbean Cooler			Y	Y		Y
Castaway Cove	Y	Y	Y	Y		Y
Coconut Cove			Y	Z		Y Z
Crocodile Isle – Pool	Y	Y	Y	Y	Y	Y
Crocodile Isle – Sides			Y			Y
Hurricane Falls			Y			
Paradise Falls – Slides						
Paradise Falls – Structure	Y	Y	Y	Y	Y	Y
Predators’ Plunge						
RipTide Raceway						
Sharks’ Revenge						
Splash Island – Slides			Y			Y
Splash Island – Structure	Y	Y	Y	Y	Y	Y
Surf City Wave Pool			Y	Z		Y Z
Typhoon						

PROSTHESIS

Guests with any type of prosthesis should not ride unless they can ensure the device is properly secured and will remain in place during the ride. Guests must also be able to maintain proper riding posture. Prosthetic devices with exposed metal parts are prohibited on most attractions. Guests are encouraged to visit designated park locations for assistance before riding to ensure a safe experience.

Guests with prosthesis are advised to consult with the Worlds of Fun Supervisory Team for guidance during their visit.

For certain rides, manufacturers may require documentation from the prosthetic device’s manufacturer confirming it is designed to withstand high-speed roller coaster forces of up to 68 mph and G-forces between 1 to 5 Gs, with sufficient safety measures in place.

All Riders must be able to maintain the proper riding positioning. Additionally, prosthetic devices with exposed metal parts are not permitted on most Oceans of Fun attractions. Guests should visit Guest Services prior to riding to ensure a safe riding experience.

Prosthetics are not allowed on Patriot (Guests with any upper extremity prosthesis must ensure the device is properly secured or removed prior to riding. Leg prosthetics are not permitted), Boomerang (a Guest with one or more upper body prosthetics are prohibited), and SteelHawk (a Guest with more than one lower body prosthetic is prohibited).

Guests with prosthetics enjoying their day at Oceans of Fun should consult with a member of our Aquatics Supervisory Team.

RIDE DEVICES

Guests with disabilities may be eligible to ride select attractions using a body harness provided by the park. Guests should visit designated park locations for assistance and to determine eligibility.

For safety reasons, certain attractions may require the removal of medical devices or prosthetics that are not securely fastened to the rider's body. These devices may interfere with safety restraints, prevent proper riding posture, or pose hazards to the Guest or others.

On rides equipped with removable seats, Guests using wheelchairs may transfer directly to the ride vehicle. Ride attendants and Guest service staff are available to assist with questions or specific requirements regarding harnesses, mobility aids, or prosthetic devices.

Safety is the park's highest priority. To ensure an enjoyable and safe experience, Guests who do not meet specific rider requirements, including those related to harnesses and mobility aids, may be restricted from participating.

Transfer devices, when requested, can be used to assist a Guest out of a wheelchair and into a ride unit. The following rides are equipped with a transfer device: Boomerang, Cosmic Coaster, Flying Dutchman, Mamba, Prowler, SNOOPY'S™ Rocket Express, Spinning Dragons, Timber Wolf, and Zambezi Zinger.

Body Harnesses, when requested, allow certain Guests with disabilities the ability to ride if they meet the ride criteria. The following rides are equipped with a body harness: Patriot.

For additional guidance, Guests are encouraged to consult the park guide or speak with a Ride Attendant or Guest Relations associate.

ADDITIONAL INFORMATION

Our goal is to make Worlds of Fun and Oceans of Fun as enjoyable and barrier-free as practical. Listed below are some of the services we offer. Please feel free to suggest areas in which we might improve in the future.



Braille & Large Print Guides

Print versions of the Park Guide and Guest Accessibility Guide are available at Guest Services. Braille and large print guides of the Park Map and Guest Assistance Guide are also available at Guest Services. There are a limited number of guides available on a first-come, first-served basis.



Family Services

A space for nursing mothers is available in PLANET SNOOPY™ next to the PLANET SNOOPY™ Entrance. Two family restrooms are also located inside the Family Care Center. Baby changing areas and a companion restroom can be found in most restrooms. Please feel free to ask an associate for directions to these locations or review a park map.



First Aid

First Aid at Worlds of Fun is located near the entrance of the Timber Wolf and is staffed from park open to park close. Medical equipment storage and refrigeration for Guests with medication is offered at First Aid. In addition, First Aid is located at Oceans of Fun next to Surf City Wave Pool. This location is open during Oceans of Fun operating hours. Emergency medical care is available for overnight Guests.



Interpretive Services

If you require American Sign Language (ASL) interpreting services, we can provide them with at least 7 days advance notice for live show venues, and/or to accompany you for the day. Additionally, show scripts or score sheets can also be requested at each venue and must be returned at the end of the show. To arrange ASL services, please call **816.454.4545** or email us at worldsoffun.com/accessibility.



Parking

Accessible parking is available on a first-come, first-served basis within parking lots B and H of the park. Oceans of Fun accessibility parking is located in the lower-level parking lot near the Oceans of Fun Main Entrance. When you arrive at the parking toll booths, ask an associate for instructions regarding where to proceed to the accessible parking lot. Both auto and van accessible spaces are provided. A valid disabled persons parking placard or license plate must be displayed at all times while parked in the designated accessible parking area. If the designated accessible parking area is full at the time of your arrival,

members of your party may be dropped off at the main pick-up/drop-off area, near the main entrance to the park. Proper vehicle identification must be displayed. Security Officers on duty are authorized to ticket and/or tow vehicles that do not display proper identification. Please ask an associate for directions to additional parking areas.



Quiet Room

Worlds of Fun offers a Quiet Room located at the Family Care Center for family members or caregivers to take a break and reduce sensory stimulation.



Restrooms

Private restroom facilities for Guests needing the assistance of a Companion are available at Family Care Center, First Aid, Grand Pavilion, and Coconut Cove. Wheelchair accessible stalls are located at all restrooms.



Rider Swap program

The Rider Swap program allows one adult to stay with non-riders while the rest enjoy the ride. Upon their return, they can switch with the waiting adult, who can ride without joining the regular queue. For more information, visit Guest Services near either main entrance.



Service Animals

A service animal is defined as a dog that has been individually trained to do work or perform tasks for a person with disabilities. Examples of such work or tasks include guiding people who are blind, alerting people who are deaf, pulling a wheelchair, alerting and protecting a person who is having a seizure, reminding a person with mental illness to take prescribed medications, calming a person with Post Traumatic Stress Disorder (PTSD) during an anxiety attack, or performing other duties. Service animals are working animals, not pets. The work or task a dog has been trained to provide must be directly related to the person's disability. Dogs whose sole function is to provide comfort or emotional support do not qualify as service animals.

Service animals must be house broken, controlled with a restraining device, display appropriate behavior at all times while on our property. Guests whose service animal demonstrates aggressive and/or inappropriate actions toward a Guest or associate will be directed to remove the animal from the park. There is a limit of one service animal per Guest.

Due to the nature of most rides, service animals must remain with a non-riding member of your party. We are not permitted to take control of your service animal. Service animals may be taken on Worlds of Fun Railroad, Grand Carrousel, Flying Ace Balloon Race, SNOOPY'S™ Junction,

Camp Bus, PEANUTS™ Road Rally, and Le TaxiTour. Service animals must be leashed, under the owner's control, fit on the floor of the ride vehicle, and seated on the floor, not the ride seat. They may also attend the performances at Americana Stage, Country Junction, Heart of American Boulevard, Moulin Rouge, PEANUTS™ Showplace, Serengeti Station, and Tivoli Music Hall. Service animals are not permitted in water attractions, wet decks, wading pools, or lazy rivers. They are permitted to walk through the park areas, including scare zones. Guests may take advantage of our Rider Swap policy for staying with the service animal. Visit Guest Services for more information.

A Service Animal "Relief Area" is located near Prowler Photo. Owners are responsible for disposing of their animal's waste.



Special Dietary Needs

Although outside food and beverages are not allowed in the park, individuals who have special diets or need items due to a medical condition may bring small coolers to accommodate such needs. Please visit Guest Services for more information.



Wheelchairs & Electric Convenience Vehicles

A limited supply of wheelchairs, electric convenience vehicles (ECV), and strollers are available for rent at Stroller Rental near the Worlds of Fun entrance and Trader Nicks at Oceans of Fun. Online reservations are available for wheelchair/ECV rentals in advance of your visit. Reservations can be made by going to www.worldsoffun.com and visit the Rentals page under the Tickets tab. Rentals are also available at the park while supplies last.

Wheelchairs, ECV's, and strollers may not be taken out of the park gates or to the parking lot. However, a park associate will be happy to provide any assistance you may need at that time. For any Guest using a personal Segway, please stop by Guest Services prior to entering the park. Manual wheelchairs are available at ride locations with wheelchair lifts if weight exceeds the max capacity.

Guests Using Wheelchairs or ECV's

Guests who choose to use a wheelchair or ECV, we require a safe speed be maintained while traveling in the park. Wheelchairs and ECV's cannot be accommodated on most rides and attractions, with the exception of Worlds of Fun Railroad, where one wheelchair can be accommodated. If your wheelchair can be safely accommodated on a ride, you are responsible for it being able to withstand the movement of the ride. Please refer to the individual ride and attraction descriptions in the back of this guide for more specific information. For information on water wheelchairs in the waterpark, please see the Water Wheelchair and Pool Lifts section.

On most rides where Guests in wheelchairs can be accommodated, Guests will need to leave their wheelchairs to be seated. In most cases, a wheelchair may be left in a designated position on or near the ride platform or walkway near the ride. Almost every ride is wheelchair accessible. Wheelchair lifts are available at Viking Voyager, Timber Wolf, SNOOPY'S™ Rocket Express, and Prowler to transport a Guest in a wheelchair and one companion to our 2nd story ride platform. Please use the doorbell at base of lift to request service. A manual wheelchair is available at all locations with a wheelchair lift if weight exceeds the max posted capacity. If an ECV has attachments to the vehicle which could impede with the operation of a lift or with safe lift ingress and egress, please transfer to a manual wheelchair. Applicable attachments would include canopies, antennae, umbrellas, awnings, etc. A standard elevator is available for self-service at Patriot. Please ask an associate at each location for assistance.

If in doubt about your ability to safely experience a ride, we urge you to consult with our staff at Guest Services. Worlds of Fun personnel are not trained in transferring Guests from wheelchairs to ride units and are not permitted to do so. You should plan your visit with someone who can physically help you when necessary.

EVACUATIONS

Evacuations may be required due to mechanical reasons, weather conditions, or a power interruption. If an evacuation is required, Riders may need to maneuver across catwalks, from the highest point of the ride, and down steeply inclined catwalks or steps. Ride units may also stop at the top of a lift or on the ride course. Certain evacuations may require Riders to use additional safety equipment during the process. Remain seated until given instructions. In Oceans of Fun, Guests may be asked to evacuate pools as quickly as possible using stairs or ladders.

If an evacuation from a ride/attraction is required, Riders requiring assistance during the ride evacuation may be escorted last in order to expedite the ride evacuation process. If so, you accept any risk due to delayed evacuation if we need to physically lift or lower you.

GUESTS OF LARGER SIZE

All passenger restraint systems, including lap bars, shoulder harnesses and seatbelts, must be positioned and fastened properly to allow Guests to ride. Due to restraint system requirements, Guests of larger size (in terms of height, weight, and/or proportions) may not be accommodated on some of our rides.

Our larger Guests may experience difficulty on: Boomerang, Detonator, Cyclone Sams, Flying Ace Balloon Race, Kite Eating Tree, Patriot, PEANUTS™ 500, Prowler, SNOOPY'S™ Junction, Spinning Dragons, SteelHawk, and Timber Wolf.

Maximum weight limits can be found under the individual rides in this guide and on the Rider Safety Guide Signs at the entrance to rides with restrictions.

If you are concerned whether or not you can be accommodated safely on a ride, you may enter the ride via the exit to ensure the restraints function properly prior to waiting in line. The rest of your party may wait for you outside the exit.

The manufacturer requires a maximum Rider height on Sally's Swing Set of 73".

LOOSE ARTICLES

Most rides cannot accommodate loose articles including jewelry, cell phones, hats, cameras, purses, backpacks, basketballs, umbrellas, beverage containers, electronic devices, etc. Items must be safely secured in cargo pockets, a waist pack, in a bin on the ride platform, in a locker, or with a non-rider. Worlds of Fun/Oceans of Fun is not responsible for lost, stolen, or damaged items.

Extra or bulky clothing, backpacks, and anything else that could potentially be between the Rider and the restraint will not be allowed. The restraint mechanism must be secured snugly against the Rider's body.

Due to the nature of our rides, picture taking, cell phone, or electronic usage while riding is prohibited on most rides.

Glasses must be secured on all rides. On Detonator, glasses must be secured by an athletic strap or they cannot be worn on the ride.

Hearing devices and other electronic devices may be damaged by water at water rides and attractions. Please take necessary precautions to protect hearing devices on all rides.

Any non-compliance which results in damage or injury to a person or property will result in consequences up to and including prosecution.

LOST & FOUND

All items found at Worlds of Fun/Oceans of Fun are turned in to Guest Services. If you lose an item on a ride, we will search for the article as soon as possible. In order to keep the ride in operation, an immediate search may not be

possible. Lost articles may be reported at Guest Services or at worldsoffun.com/lostandfound to ensure the item is returned to you if it is found.

FOR YOUR SAFETY, DO NOT ENTER UNAUTHORIZED AREAS TO RETRIEVE LOST ARTICLES. You can be seriously injured if you enter an unauthorized area.

MAGNETIC FIELDS ON RIDES

Magnetics are used at the following attractions: Patriot, Prowler, Spinning Dragons, and Zambezi Zinger. Guests with medical devices sensitive to magnetic fields (pacemakers, hearing aids, etc.) should consider these factors when deciding to ride.

OXYGEN TANKS

Due to the dynamic nature of rides, portable oxygen tanks are only permitted on the following rides: Grand Carrousel, SNOOPY'S™ Junction, and Worlds of Fun Railroad. The tank must fit safely in the ride unit and not interfere with the ride restraint system.

Many rides can accommodate smaller personal oxygen equipment. Personal oxygen equipment that can be secured around the waist, or with a strap that can be worn over the shoulder of one arm and under the other arm, may be permitted as long as the contents of the equipment housing can be contained. The equipment must allow the restraint mechanism to be secured snugly against the Rider's body. The equipment must not prevent Guests from properly sitting in the ride unit with their back and shoulders against the seat back. At no time may the equipment be between the Rider and the seat or the restraint. Riders must be free to hold on during the ride; therefore, nothing may be in their hands while riding.

STROBE LIGHTING & SPECIAL EFFECTS

Many attractions utilize special effects, including but not limited to: haze and other atmospheric effects, scents, areas of low lighting, loud music, sound effects, strobe lighting and other specialty lighting. Guests with medical conditions that may be impacted by these special effects are advised not to participate in these attractions. Attractions utilizing these effects include: Cyclone Sam's, Fjord Fjarlane, Mamba, Nordic Chaser, Patriot, Prowler, Scandi Scrambler, Skyliner, SteelHawk, Viking Voyager, Woodstock Gliders, and Hurricane Falls.

PROPER ATTIRE

For the safety and enjoyment of our guests, everyone is to adhere to proper dress attire, as most rides require each Guest ride with shirts, shorts and shoes. Loose clothing (including scarves and other free-flowing clothing) must be fully secured or removed to prevent any interference with the ride restraint system. Loose clothing (including scarves, ponchos, and other free-flowing clothing), must be significantly secured or removed to prevent any interference with the ride restraint system. On Detonator, Mamba, and Ripcord, loose clothing will be required to be removed in their entirety. Loose fitting shoes may only be removed before riding Detonator, Patriot, and SteelHawk.

Swimwear is not permitted on rides outside of Oceans of Fun with the exception of Viking Voyager and Fury of the Nile. Appropriate swimwear is required. Thongs or transparent clothing are not permitted.

Additionally, jewelry including but not limited to necklaces, bracelets, dangling earrings and rings (except wedding bands) are prohibited on Predator's Plunge.

RIDER CRITERIA

Our Attraction Accessibility Program is designed to allow our Guests to participate in the enjoyment of our attractions as much as possible. The policy was developed by analyzing the physical and mental attributes required to safely ride each attraction. It is our policy to allow anyone to ride who meets all of these requirements and is not a hazard to themselves or others. We continue to evaluate and update our Attraction Accessibility Program as necessary.

Ability to exhibit independent seated postural control under the dynamic conditions of the ride.

The Guests must have the body and spinal control to sit upright without the aid of other people or devices. The Guest must also have sufficient muscle control to support their head, neck, and upper torso during the course of the ride, including the dynamic motion of the ride. Certain ride units, such as carousel horses require the ability to form a saddle posture with the Guest's thighs.

Appropriate center of gravity.

The Guest's body must have the appropriate weight distribution for that ride.

Ability to hold on with one functioning arm.

Guests must have one functioning arm that exhibits good grip control, the ability to brace, and is strong enough to allow the Guests to maintain proper riding position throughout the duration of the ride. A functioning arm may be a natural arm or a prosthesis which can be used for gripping and bracing. Any arm prosthesis must remain

properly secured under the dynamic forces of the ride. Due to manufacturer requirements, some rides may exclude prosthetics.

Ability to hold on with two functioning arms.

Guests must have two functioning arms that exhibit good grip control, the ability to brace, and are strong enough to allow the Guest to maintain the proper riding position throughout the duration of the ride. A functioning arm may be a natural arm or a prosthesis which can be used for gripping and bracing. Any arm prosthesis must remain properly secured under the dynamic forces of the ride. Due to manufacturer requirements, some rides may exclude prosthetics.

Ability to brace self with one functioning leg.

Guests must have one functioning leg to be used for bracing the body during the course of the ride. A functioning leg may be a natural leg or a prosthesis used for bracing the body during the course of participation and maintaining balance when entering and exiting a ride unit. Any leg prosthesis must remain properly secured under the dynamic forces of the ride. Due to manufacturer requirements, some rides may exclude prosthetics.

Ability to brace self with two functioning legs

Guests must have two functioning legs to be used for bracing the body during the course of the ride. A functioning leg may be a natural leg or a prosthesis used for bracing the body during the course of participation and maintaining balance when entering and exiting a ride unit. Any leg prosthesis must remain properly secured under the dynamic forces of the ride. Due to manufacturer requirements, some rides may exclude prosthetics.

Minimum of two functioning extremities.

Guests must have a minimum of two functioning extremities (two legs, two arms, or one arm and one leg) to brace themselves during the ride and assist in entering and exiting the ride unit.

Minimum of three functioning extremities.

Guests must have a minimum of three functioning extremities (two legs and one arm or two arms and one leg) to brace themselves (with tripod bracing) during the ride and assist in entering and exiting the ride unit.

Minimum of four functioning extremities.

Guests must have four functioning extremities (two legs and two arms) to brace themselves during the ride and assist in entering and exiting the ride unit.

Ability to enter/exit ride within specified parameters without endangering self or others.

Guests must be able to enter and exit the ride without jeopardizing themselves or others and to assist with their own evacuation, if necessary. This may include special arrangements such as entering through the Alternate Access Entrance (the exit or Fast Lane entrance) or having someone aid you in boarding. For the safety of our associates and Guests, associates are instructed not to perform any lifting of Riders.

Appropriate Observed Behavior.

Guest demonstrates appropriate observed behavior indicating a willingness and ability to participate and/or follow rider requirements. Appropriate observed behavior may include, but not be limited to maintaining proper riding position, attention and compliance to safety instructions, proper use of all ride safety equipment and willingness to participate.

Guests have a duty to:

- Exercise good judgment
- Act in a responsible manner while using amusement rides
- Not participate while under the influence of alcohol or drugs

WORLDS OF FUN RIDE DESCRIPTIONS

The following descriptions are designed to give you information on the type of actions caused by various rides. Each of the following attractions will identify the restrictions according to the criteria itemized previously. **In order to participate on most attractions, Guests must have seated postural control, appropriate center of gravity, appropriate observed behavior, and the ability to enter and exit the ride safety.** Specific exceptions or qualifications to those four criteria will be noted in the information provided below. If you have been authorized for Alternate Access, follow the directions listed under each ride.

Autobahn 



Guests must be 48" tall to ride.

A bumper car ride where Guests drive cars one way around a circular track. Riders will experience strong side-to-side movement and rapidly changing directions and forces.

Restraint System: An individual shoulder strap positioned across the chest and under the arm of each Rider.

Rider Criteria: Guests must have a minimum of three functioning extremities. Guests who are not able to steer and press the accelerator must ride as a passenger accompanied by an individual who meets the requirements to drive. Guests who do not have a normal center of gravity or demonstrate appropriate observed behavior must be accompanied by a Supervising Companion. Guests with a cervical collar, neck brace, broken collar bone, or braced arm cast are not permitted to ride. Guests with a visual impairment must ride as a passenger with a driver who meets the requirements to drive.

Rider Access: Alternate access is available at the ride exit. Riders will have to take several steps, on their own or with the assistance of a companion, and be capable of stepping up and over the side of the ride unit. Please use caution, as the ride unit may shift when entering and exiting.

WARNING: Avoid head-on collisions.

Bamboozler



Guests must be 46" tall to ride.

Riders stand in a high speed circular ride unit, which rises to a tilted position while rotating. Riders will experience strong accelerations and centrifugal forces.

Restraint System: A safety chain encapsulates the Riders within their stall. A door further encloses all Riders into the ride unit.

Rider Criteria: Guests must have a minimum of two functioning extremities; one functioning extremity must be a leg. Guests with a cervical collar, neck brace, broken collar bone, full arm cast, braced arm cast, or full leg cast are not permitted to ride.

Rider Access: Alternate access is available at the ride exit. Riders will have to take several steps up to the ride unit and remain standing during the entire ride cycle.

Beagle Brigade Airfield



Guests must be 36" tall to ride alone OR accompanied by a Supervising Companion to ride. Hand-held infants are not permitted.

Maximum Weight – 386 lb. per unit; this ride only accommodates one adult per unit.

A set of WWII-style suspended aircraft that whip around an oblong course.

Restraint System: A shared seatbelt secures all Riders in the row across the thighs and pelvis.

Rider Criteria: Guests must have a minimum of two functioning extremities; one functioning arm (excluding prosthesis) and one functioning leg. Guests with a cervical collar, neck brace, broken collar bone, full arm cast, or braced arm cast are not permitted to ride.

Rider Access: Alternate access is available at the ride exit. Riders will have to take several steps, on their own or with the assistance of a companion, and be capable of elevating themselves up into the seat. Please use caution, as the ride unit may shift when entering and exiting.

Boomerang



Guests must be 48" tall to ride.

A high-speed, looping roller coaster which turns Riders upside down multiple times forward, and then again while traveling backward. Riders will experience weightlessness and rapid movements from side-to-side.

Restraint System: A shoulder harness with a between-the-legs safety belt secures each Rider over the head and across the chest. Due to the nature of the restraint, this ride may not accommodate Guests of a larger size.

Rider Criteria: Guests must have a minimum of two functioning extremities; one functioning arm and one functioning leg. Two functioning arms are sufficient instead of one functioning arm and one functioning leg if the Guest is able to form a saddle posture with leg remnants sufficient to brace self-upright in the seat against the shoulder harness. Guests with a cervical collar, neck brace, broken collar bone, full arm cast, braced arm cast, or full leg cast are not permitted to ride.

Rider Access: Alternate access is available at the ride exit. Riders will have to transfer into the seat, on their own or with the assistance of a companion. A transfer device is available upon request which may assist a Rider out of a wheelchair and into the ride unit. Please do not use the ride restraints for support while entering and exiting, as they will shift.

Camp Bus 2



Guests must be 36" tall to ride alone OR be accompanied by a Supervising Companion. Hand-held infants are not permitted.

Maximum Weight – 440 lb. per row; this ride only accommodates one adult per row.

PEANUTS™-themed bus with six rows that seats four Riders per row. The bus rotates both in a clockwise and counter-clockwise direction reaching a height of over 20 feet.

Restraint System: A shared lap bar secures all Riders in the row across the thighs and pelvis. A door further encloses the ride unit.

Rider Criteria: Guests must have a minimum of two functioning extremities; one functioning arm (excluding prosthesis) and one functioning leg. Guests with a cervical collar or neck brace are not permitted to ride. Riders who do not demonstrate appropriate observed behavior must be accompanied by a Supervising Companion.

Rider Access: Alternate access is available at the ride exit. Riders will have to take several steps, on their own or with the assistance of a companion, and be capable of stepping up into the ride unit. Please do not use the ride restraints for support while entering and exiting, as they will shift. Service animals are permitted to ride this attraction.

Charlie Brown's Windup 1



Guests must be between 36" tall AND 54" tall to ride.

A child-size chair swing with free-hanging seats suspended from a gently rotating tower.

Restraint System: An individual lap bar and a between-the-legs safety belt secures each Rider.

Rider Criteria: Guests must have a minimum of two functioning extremities; one functioning arm and one functioning leg. Two functioning arms are sufficient instead of one functioning arm and one functioning leg if the Guest has a normal center of gravity and lower extremities are sufficiently strong to maintain proper riding posture under the dynamic conditions of the ride. Amputations must be at the knee or below. Guests with a cervical collar, neck brace, braced arm cast, or full leg cast are not permitted to ride. Guests with any type of prosthesis should not ride unless they can ensure the device is properly secured and will remain in place during the ride.

Rider Access: Alternate access is available at the ride exit. Riders will have to take several steps, on their own or with the assistance of a companion, and be capable of elevating themselves up into a suspended seat. Please use caution, as the ride unit may shift when entering and exiting.

Cosmic Coaster



Guests must be 42" tall to ride alone OR be accompanied by a Supervising Companion. Hand-held infants are not permitted.

A children's roller coaster with air-time humps.

Restraint System: An individual seatbelt secures each Rider across the thighs and pelvis. The smaller Rider must sit on the inside seat.

Rider Criteria: Guests must have a minimum of three functioning extremities. Guests with a cervical collar, neck brace, broken collar bone, full arm cast, or braced arm cast are not permitted to ride. Guests who do not have appropriate observed behavior must be accompanied by a Supervising Companion.

Rider Access: Alternate access is available at the ride exit. Riders will have to transfer into the seat, on their own or with the assistance of a companion. A transfer device is available upon request which may assist a Rider out of a wheelchair and into the ride unit.

Cyclone Sam's



Guests must be 48" tall to ride.

Maximum Weight – 384 lb. per row

A high-speed, dark and circular ride with wind and sound effects, that rises to a tilted position while rotating and produces strong accelerations with changing force and elevation.

Restraint System: A shared lap bar is positioned above the laps of all Riders in the row. An individual seat belt secures each Rider across the thighs and pelvis. The smaller Rider must sit on the inside seat.

Rider Criteria: Guests must have a minimum of two functioning extremities; one functioning arm and one functioning leg. Two functioning arms are sufficient instead of one functioning arm and one functioning leg if the Guest has a normal center of gravity and lower extremities are sufficiently strong to support weight against the restraint under the dynamic conditions of the ride. Amputations must

be at the knee or below. Guests with a cervical collar, neck brace, broken collar bone, full arm cast, or braced arm cast are not permitted to ride.

Rider Access: Alternate access is available at the ride exit. Riders will have to take several steps, on their own or with the assistance of a companion, and be capable of elevating themselves up into the seat.

WARNING: This ride contains strobe lighting.

Detonator



Guests must be 48" tall to ride.

A tower ride with a chair lift-type seat where Riders are propelled up at high speeds. Riders will experience the feeling of weightlessness and elevation change as they ascend and descend each ride tower.

Restraint System: A shoulder harness with a between-the-legs safety belt secures each Rider over the head and across the chest. Due to the nature of the restraint, this ride may not accommodate Guests of a larger size.

Rider Criteria: Guests must have at least one functioning arm and sufficient lower extremities to ensure the ride restraint system adequately restrains them. Guests with a cervical collar, neck brace, broken collar bone, full arm cast, braced arm cast, or full leg cast are not permitted to ride. Guests with any type of prosthesis should not ride unless they can ensure the device is properly secured and will remain in place during the ride.

Rider Access: Alternate access is available at the ride exit. Riders will have to take several steps, on their own or with the assistance of a companion, and be capable of elevating themselves up into a suspended seat. Please do not use the ride restraints for support while entering and exiting, as they will shift.

Note: Glasses may only be worn on this attraction if they are secured with an athletic strap. Glasses may not be held in the hands while riding.

Fjord Fjarlane 3



Guests must be 46" tall to ride alone OR be accompanied by a Supervising Companion. Hand-held infants are not permitted.

A high-speed circular ride where Guests ride in cars that rotate in a circle while alternately lifting and then dropping the cars relative to the center of the ride. Riders will experience changes in direction and elevation as well as moments of weightlessness while aboard the ride.

Restraint System: A shared lap bar and seatbelt secures all Riders in the row across the thighs and pelvis.

Rider Criteria: Guests must have a minimum of two functioning extremities; one functioning arm and one functioning leg. Two functioning arms are sufficient instead of one functioning arm and one functioning leg if the Guest has a normal center of gravity and lower extremities are sufficiently strong to support weight against the restraint under the dynamic conditions of the ride. Amputations must be at the knee or below. Guests with a cervical collar, neck brace, broken collar bone, or braced arm cast are not permitted to ride. Guests who do not have appropriate observed behavior must be accompanied by a Supervising Companion.

Rider Access: Alternate access is available at the ride exit. Riders will have to take several steps, on their own or with the assistance of a companion, and be capable of elevating themselves up into the seat. Please use caution when entering and exiting as the ride unit may shift. Please do not use the ride restraints for support as they will shift.

WARNING: This ride contains strobe lighting.

Flying Ace Balloon Race 2



Guests must be 42" tall to ride alone OR be accompanied by a Supervising Companion. Hand-held infants are not permitted.

Maximum Weight – 550 lb. per balloon; this ride only accommodates two adults per balloon.

A tower with free-hanging hot air balloons that are suspended from an elevated pylon that rotates clockwise as it climbs the tower for a great aerial view of the area.

Restraint System: An individual seatbelt secures each Rider across the thighs and pelvis. A door further encloses the ride unit. Due to the nature of the restraint, this ride may not accommodate Guests of a larger size.

Rider Criteria: Guests must have a minimum of three functioning extremities. Guests with a cervical collar, neck brace, or broken collar bone are not permitted to ride.

Rider Access: Alternate access is available at the ride exit. Riders will have to take several steps, on their own or with the assistance of a companion, and be capable of stepping up into the ride unit. Please use caution, as the ride unit may shift when entering and exiting. Service animals are permitted to ride this attraction.

Flying Dutchman 2



Guests must be 46" tall to ride alone OR be accompanied by a Supervising Companion. Hand-held infants are not permitted.

A circular ride with moderate speed in which Riders sit in a boat-shaped carriage suspended by cables, which rise into the air while the ride is spinning.

Restraint System: An individual seatbelt secures each Rider across the thighs and pelvis.

Rider Criteria: Guests must have a minimum of two functioning extremities; one functioning arm and one functioning leg. Guests with a cervical collar, neck brace, or braced arm cast are not permitted to ride. Riders who do not have appropriate observed behavior must be accompanied by a Supervising Companion.

Rider Access: Alternate access is available at the ride exit. Riders will have to transfer into the seat, on their own or with the assistance of a companion. A transfer device is available upon request which may assist a Rider out of a wheelchair and into the ride unit.

Fury of the Nile 4



Guests must be 46" tall to ride.

A family water ride where Riders travel in rafts along a man-made river full of rapids, geysers, canyons, and waterfalls. Rafts float and bounce down high-speed rapids, often rotating rapidly after impacting with the bank of the river. Riders will get wet.

Restraint System: A shared seatbelt secures all Riders in the row across the thighs and pelvis.

Rider Criteria: Guests must have a minimum of three functioning extremities. Two functioning arms are sufficient instead of three functioning extremities if the Guest has a normal center of gravity and lower extremities are sufficiently strong to maintain proper riding posture under the dynamic conditions of the ride. Amputations must be at the knee or below. Guests with a cervical collar, neck brace, broken collar bone, full arm cast, or braced arm cast are not permitted to ride.

Rider Access: Alternate access is available at the ride exit. Riders will have to take several steps along a moving turntable, on their own or with the assistance of a companion, and be capable of stepping down and into the ride unit. Please use caution, as the ride unit may shift when entering and exiting. Watch your step, as the ride unit may be slippery and wet.

WARNING: Boats may bump into the side of the trough and other boats.

Grand Carrousel **2**



Guests must be 42" tall to ride alone OR be accompanied by a Supervising Companion. Hand-held infants are permitted but must ride in a chariot.

Maximum Weight – 170 lb. per animal; 680 lb. per chariot.

A carousel ride which features animals – both stationary and moving up and down – and chariot seating mounted on a circular, rotation platform.

Rider Criteria: Guests must have the ability to straddle the ride unit. Guests unable to straddle the ride unit must be seated in a chariot unit. Guests unable to maintain seated postural control or demonstrate appropriate observed behavior must ride with a Supervising Companion and sit in the chariot. Riders with a full leg cast must be seated in a chariot.

Rider Access: Alternate Access is available at the ride exit. Guests will have to take several steps, on their own or with the assistance of a companion, and be capable of stepping up onto a platform. Service animals must be leashed and under the owner's control, fit on the floor of the ride vehicle, are permitted to ride on the ride platform or chariots.

Kite Eating Tree 2



Guests must be 36" tall to ride.

Maximum Weight – 300 lb. per seat; this ride only accommodates one adult per cycle.

A children's ride that hoists Riders up in the air and provides a fairly calm trip down.

Restraint System: A shared lap bar is positioned above the laps of all Riders in the row with an individual seatbelt that secures Riders across the thighs and pelvis. Due to the nature of the restraint, this ride may not accommodate Guests of a larger size.

Rider Criteria: Guests must have a minimum of three functioning extremities; one functioning arm that includes a hand and two functioning legs. Guests may ride with one leg amputation; amputation must be at the knee or below. Guests with the leg amputation must be at least 42" tall to ride or be accompanied by a Supervising Companion. Guests with a cervical collar, neck brace, broken collar bone, full arm cast, braced arm cast, or full leg cast are not permitted to ride. Lower body casts (foot, lower leg, etc.) are not permitted on this ride.

Guests with any prosthesis must consult with Guest Services prior to waiting in line or riding.

Rider Access: Alternate access is available at the ride exit. Riders will have to take several steps, on their own or with the assistance of a companion, and be capable of elevating themselves up into the seat.

Le Taxitour 2



Guests must be 48" tall to ride alone OR be accompanied by a Supervising Companion. Hand-held infants are not permitted.

This is an antique-styled, gas-powered car that is driven by the Rider on a designated track for up to four Riders per car.

Restraint System: A shared seatbelt secures all Riders in the row across the thighs and pelvis.

Rider Criteria: Guests must have a minimum of two functioning extremities; one functioning arm and one functioning leg. Guests who are not able to steer and press the accelerator must have a Supervising Companion accompany them to drive. Guests unable to maintain seated postural control or demonstrate appropriate observed behavior must ride with a Supervising Companion and sit in the back seat. Guests with a cervical collar or neck brace

are not permitted to ride. Guests with a visual impairment must ride with a Supervising Companion who meets the requirements to drive.

Rider Access: Alternate access is available at the ride exit. Riders will have to take several steps, on their own or with the assistance of a companion, and be capable of stepping up and into the seat of the car. Service animals must be leashed, under the owner's control, fit on the floor of the ride vehicle, and seated on the floor, not the ride seat. Please use caution, as the ride unit may shift when entering and exiting.

Note: Please remember that inattentive drivers may bump you from behind. To avoid injury, please use caution while riding and while entering and exiting the ride.

Linus' Launcher



Guests must be 42" tall to ride alone OR 36" tall AND accompanied by a Supervising Companion.

Maximum Weight – 275 lb. per unit; this ride only accommodates one adult per vehicle.

A circular ride where Guests experience the sensation of flying in an elevated, slanted, and prone position. Riders will rotate in a circular motion as the tower begins to rise.

Restraint System: A cage secures Riders across the back, shoulders, and pelvis.

Rider Criteria: Guests must have a minimum of three functioning extremities; two functioning arms and one functioning leg. Guests must have sufficient lower extremities to ensure the ride restraint system adequately restrains them. Guests with a cervical collar, neck brace, broken collar bone, full arm cast, braced arm cast, or full leg cast are not permitted to ride.

Rider Access: Alternate access is available at the ride exit. Riders will have to take several steps, on their own or with the assistance of a companion, and be capable of elevating themselves up into the seat. Please use caution when entering and exiting as the ride unit may shift. Do not use the ride restraints for support as they will shift.

Lucy's Tugboat 2



Guests must be 42" tall to ride alone OR be accompanied by a Supervising Companion. Hand-held infants are not permitted.

Maximum Weight – 440 lb. per row; this ride only accommodates one adult per row.

This spinning tugboat ride travels back and forth over an upward, curved track.

Restraint System: A shared lap bar secures all Riders in the row across the thighs and pelvis. A door further encloses the ride unit.

Rider Criteria: Guests must have a minimum of three functioning extremities. Guests with a cervical collar, neck brace, broken collar bone, full arm cast, or braced arm cast are not permitted to ride.

Rider Access: Alternate access is available at the ride exit. Riders will have to take several steps, on their own or with the assistance of a companion, and be capable of stepping up and into the ride unit. Please do not use the ride restraints for support while entering and exiting, as they will shift.

Mamba 5



Guests must be 48" tall to ride.

An out and back hyper steel coaster with banked curves and airtime hills. Riders will experience changes in speed and direction, weightlessness, and rapid movements from side-to-side.

Restraint System: An individual lap bar and seatbelt secures each Rider across the thighs and pelvis.

Rider Criteria: Guests must have a minimum of three functioning extremities. Two functioning arms are sufficient instead of three functioning extremities if the Guest has a normal center of gravity and lower extremities are sufficiently strong to maintain proper riding posture under the dynamic conditions of the ride. Amputations must be at the knee or below. Guests with a cervical collar, neck brace, broken collar bone, full arm cast, or braced arm cast are not permitted to ride.

Rider Access: Alternate access is available at the ride exit. Riders will have to transfer into the seat, on their own or with the assistance of a companion. A transfer device is available

upon request which may assist a Rider out of a wheelchair and into the ride unit. Please do not use the ride restraints for support while entering and exiting, as they will shift.

WARNING: This ride contains strobe lighting.

Mustang Runner



Guests must be 54" tall to ride alone OR 42" tall AND accompanied by a Supervising Companion.

Maximum Weight – 300 lb. per car

A circular ride with three arms of gondolas moving counterclockwise against the ride's main clockwise direction. Riders will experience weightlessness, strong accelerations, and side-to-side movement.

Restraint System: A shared lap bar is positioned above the laps of all Riders in the row. An individual seatbelt secures each Rider across the thighs and pelvis.

Rider Criteria: Guests must have a minimum of two functioning extremities; one functioning arm and one functioning leg. Two functioning arms are sufficient instead of one functioning arm and one functioning leg if the Guest has a normal center of gravity and lower extremities are sufficiently strong to support weight against the restraint under the dynamic conditions of the ride. Amputations must be at the knee or below. Guests with a cervical collar, neck brace, or braced arm casts are not permitted to ride.

Rider Access: Alternate access is available at the ride exit. Riders will have to take several steps, on their own or with the assistance of a companion, and be capable of stepping up into the ride unit. Please use caution when entering and exiting as the ride unit may shift. Do not use the ride restraints for support as they will shift.

Nordic Chaser



Guests must be 48" tall to ride alone OR 40" tall AND accompanied by a Supervising Companion.

A family ride with ship-themed cars that go around a circular track which bumps up and down.

Restraint System: A shared lap bar is positioned above the laps of all Riders in the row. A shared seatbelt secures Riders across the thighs and pelvis.

Rider Criteria: Guests must have a minimum of three functioning extremities. Guests with a cervical collar, neck brace, broken collar bone, full arm cast, or braced arm cast are not permitted to ride.

Rider Access: Alternate access is available at the ride exit. Riders will have to transfer into the seat, on their own or with the assistance of a companion

Patriot



Guests must be 54" tall to ride.

A high-speed, inverted, looping roller coaster which turns Riders upside down four times. Riders will experience changes in speed and direction, weightlessness, and rapid movements from side to side.

Restraint System: A shoulder harness with a between-the-legs safety belt secures each Rider over the head and across the chest. Due to the nature of the restraint, this ride may not accommodate Guests of a larger size.

Rider Criteria: Guests must have a minimum of three extremities; one functioning arm that includes a hand and two legs. Two functioning arms including hands are sufficient if the Guest has a normal center of gravity and sufficient lower extremities to ensure the ride restraint system adequately restrains them. Both legs must include the knee. Legs may be paralyzed. Guests with a cervical collar, neck brace, or broken collar bone are not permitted on the ride. Casts are not permitted on this ride. Guests who do not have appropriate center of gravity must have sufficient lower extremities to ensure the ride restraint system adequately restrains them. Alternatively, Guests with certain amputations may be able to ride with the use of a separate full body harness provided the Guest has remaining leg and arm remnants to be secured by the harness. Guests should check with Guest Services to determine if they are eligible to ride using the full body harness. Guests with upper extremity prosthesis must ensure the device is properly secured or removed prior to riding. Leg prosthetics are not permitted.

Rider Access: Alternate access is available at the ride exit. Riders will have to take several steps, on their own or with the assistance of a companion, and be capable of elevating themselves up into a suspended seat. Please do not use the ride restraints for support while entering and exiting, as they will shift. Alternate access is available via the elevator.

WARNING: This ride contains strobe lighting.

PEANUTS™ 500 2



Guests must be 36" tall to ride alone OR be accompanied by a Supervising Companion. Hand-held infants are not permitted.

Maximum Weight – 275 lb. per car; this ride only accommodates one adult per car.

A children's ride allows Rider to ride in their own race car that whips around an oblong track.

Restraint System: A shared seatbelt secures all Riders across the thighs and pelvis. Due to the nature of the restraint, this ride may not accommodate Guests of a larger size. The smaller Rider must sit on the inside seat.

Rider Criteria: Guests must have at least one functioning arm and sufficient lower extremities to ensure the ride restraint system adequately restrains them. Guests with a cervical collar, neck brace, broken collar bone, full arm cast, or braced arm cast are not permitted to ride. Guests who do not demonstrate appropriate observed behavior must be accompanied by a Supervising Companion.

Rider Access: Alternate access is available at the ride exit. Riders will have to take several steps, on their own or with the assistance of a companion, and be capable of stepping up and over the side of the ride unit.

PEANUTS™ Road Rally 1



Guests must be 36" tall to ride alone OR accompanied by a Supervising Companion. Hand-held infants are not permitted.

Maximum Weight – 440 lb. per truck; this ride only accommodates one adult per truck. The adult must sit in the back.

A children's ride that is a miniature truck ride that follows an electric track in a "train-like" fashion.

Restraint System: An individual seatbelt secures each Rider across the thighs and pelvis. A door further encloses the ride unit in the front row.

Rider Criteria: Guests must have a minimum of three functioning extremities. Guests with a cervical collar or neck brace are not permitted to ride.

Rider Access: Alternate access is available at the ride exit. Riders will have to take several steps, on their own or with the assistance of a companion, and be capable of stepping

up and over the side of the ride unit. Please use caution, as the ride unit may shift when entering and exiting. Service animals are permitted to ride this attraction.

Prowler 4



Guests must be 48" tall to ride.

A high speed wooden roller coaster with steep banked curves and fast transitions.

Restraint System: An individual lap bar and seatbelt secures each Rider across the thighs and pelvis. Due to the nature of the restraint, this ride may not accommodate Guests of a larger size.

Rider Criteria: Guests must have a minimum of three functioning extremities. Guests must have a minimum of one full functioning leg (excluding prosthesis) and one leg amputated below the knee. Guests with a cervical collar, neck brace, or broken collar bone are not permitted to ride. Casts are not permitted on this ride.

Rider Access: Alternate access is available at the ride exit. Riders will have to transfer into the seat, on their own or with the assistance of a companion. A transfer device is available upon request which may assist a Guest out of a wheelchair and into the ride unit. A wheelchair lift is available to transport guests from the exit to the ride platform. Please use the intercom at the base of the lift to request assistance. Manual wheelchair available if weight exceeds the max capacity of 750 lb. Limit one Guest in wheelchair and one companion in lift at a time.

WARNING: This ride contains strobe lighting.

WARNING: This ride utilizes magnetic systems during the ride.

RipCord A Skycoaster® Experience 5



Guests must be 42" to ride.

Maximum Weight – 850 lb. per flight

A high-thrill Skycoaster® attraction made to simulate flight. Riders are hoisted 189 feet into the air. They control their own ride experience by pulling the ripcord, initiating their tethered freefall descent and flight. The sensation of flight as Riders fall is similar to skydiving and hang gliding, with Riders reaching speeds up to 80 miles per hour.

Restraint System: Riders wear a full body harness that supports the Rider in a prone position. The harness is connected to the flight support cables.

Rider Criteria: Guests are required to have a minimum of one functioning leg and by reason of the restraint system inherent in the flight suit, it is necessary that Guests possess two arms sufficient for proper functioning of the flight suit to be maintained. Lower extremities must be of sufficient enough length to be contained and restrained by a leg strap. Proper functioning of the flight suit must be maintained for Riders without appropriate center of gravity. Guests with a cervical collar, neck brace, broken collar bone, full arm cast, braced arm cast, or full leg cast are not permitted to ride.

Rider Access: Alternate access is available via the ride entrance. Riders must be able to walk independently or be assisted by a member of their party.

Note: This is an extra charge attraction.

Sally's Swing Set **2**



*Guests must be between 36" tall AND 73" tall to ride.
This ride only accommodates 2 adults per row.*

A large swing ride designed for children that produces a feeling of weightlessness.

Restraint System: A shared lap bar is positioned above the laps of all Riders in the row. A between-the-leg safety belt secures each Rider.

Rider Criteria: Guests must have a minimum of three functioning extremities. Guests with a cervical collar, neck brace, broken collar bone, full arm cast, braced arm cast, or full leg cast are not permitted to ride.

Rider Access: Alternate access is available at the ride exit. Riders will have to take several steps, on their own or with the assistance of a companion, and be capable of elevating themselves up into the seat. Please use caution, as the ride unit may shift when entering and exiting.

Scrambler **3**



*Guests must be 48" tall to ride alone OR 36" tall
AND accompanied by a Supervising Companion.*

Maximum Weight – 510 lb. per car

Rotating cars are mounted on counter-rotating arms that produce strong accelerations and side-to-side movement, changing force and direction rapidly.

Restraint System: A shared lap bar and seatbelt secures all Riders in the row across the thighs and pelvis. The smaller Rider must sit on the inside seat.

Rider Criteria: Guests must have a minimum of two functioning extremities; one functioning arm and one functioning leg. Two functioning arms are sufficient instead of one functioning arm and one functioning leg if the Guest has a normal center of gravity and lower extremities are sufficiently strong to support weight against the restraint under the dynamic conditions of the ride. Amputations must be at the knee or below. Guests may have two functioning legs instead of one functioning arm and one functioning leg. Guests with a cervical collar, neck brace, broken collar bone or braced arm cast are not permitted to ride.

Rider Access: Alternate access is available at the ride exit. Riders will have to take several steps, on their own or with the assistance of a companion, and be capable of stepping up and into the ride unit. Please use caution when entering and exiting as the ride unit may shift. Do not use the ride restraints for support as they will shift.

WARNING: This ride contains strobe lighting.

Sea Dragon



Guests must be 48" tall to ride alone OR be accompanied by a Supervising Companion. Hand-held infants are not permitted.

Maximum Weight – 680 lb. per row

A swinging boat ride, where riders will experience sudden speed changes and a feeling of weightlessness.

Restraint System: A shared lap bar is positioned above the laps of all Riders in the row. Smaller Riders must sit towards the middle of the row.

Rider Criteria: Guests must have a minimum of three functioning extremities. Two functioning arms are sufficient instead of three functioning extremities if the Guest has a normal center of gravity and lower extremities are sufficiently strong to maintain proper riding posture under the dynamic conditions of the ride. Amputations must be at the knee or below. Guests with a cervical collar, neck brace, or braced arm cast are not permitted to ride. Full leg casts must fit safely in the ride unit.

Rider Access: Alternate access is available via the exit. Riders will have to take several steps, on their own or with the assistance of a companion, and be capable of stepping up and into the ride unit. Please use caution when entering and exiting as the ride unit may shift.

Skyliner 2



Guests must be 48" tall to ride alone OR 36" tall AND be accompanied by a Supervising Companion.

Maximum Weight – 450 lb. per car

A ferris wheel ride where Guests ride in gondolas suspended from the outer rim of the wheel. Riders will experience changes in direction and elevation. Single riders are not permitted.

Restraint System: A shared lap bar and seatbelt secures all Riders in the row across the thighs and pelvis.

Rider Criteria: Guests must have a minimum of two functioning extremities; one must be a functioning leg. Guests who do not demonstrate appropriate observed behavior must be accompanied by a Supervising Companion.

Rider Access: Alternate access is available at the ride exit. Riders will have to take several steps, on their own or with the assistance of a companion, and be capable of stepping up and into the ride unit. Please use caution when entering and exiting as the ride unit may shift. Do not use the ride restraints for support as they will shift.

WARNING: This ride contains strobe lighting.

SNOOPY™ vs. Red Baron 2



Guests must be between 36" tall AND 54" tall to ride.

A slow-moving plane ride that goes up and down as the ride rotates around in a circle. Riders can use a joystick to control the elevation of their unit.

Restraint System: An individual seatbelt secures each Rider across the thighs and pelvis.

Rider Criteria: Guests must have a minimum of two functioning extremities; one functioning arm and one functioning leg. Guests with a cervical collar or neck brace are not permitted to ride.

Rider Access: Alternate access is available at the ride exit. Riders will have to take several steps, on their own or with the assistance of a companion, and be capable of stepping up and into the ride unit.

SNOOPY'S™ Junction 1



Guests must be 36" tall to ride alone OR be accompanied by a Supervising Companion. Hand-held infants are not permitted.

Maximum Weight – 440 lb. in locomotive; 825 lb. each car; this ride only accommodates one adult in the locomotive car and two adults per car.

A children's train ride that moves slowly along a winding track.

Restraint System: An individual seatbelt secures each Rider across the thighs and pelvis. Due to the nature of the restraint, this ride may not accommodate Guests of a larger size.

Rider Criteria: Guests must have sufficient lower extremities to ensure the ride restraint system adequately restrains them. Guests who do not have independent seated postural control and appropriate observed behavior must ride with a Supervising Companion.

Rider Access: Alternate access is available at the ride exit. Riders will have to take several steps, on their own or with the assistance of a companion, and be capable of stepping up and into the ride unit. Service animals are permitted to ride this attraction.

SNOOPY'S™ Rocket Express 2



Guests must be 42" tall to ride alone OR be accompanied by a Supervising Companion. Hand-held infants are not permitted.

Maximum Weight – 780 lb. per car; this ride only accommodates two adults per car.

Rockets follow an elevated electric track through the PLANET SNOOPY™ area of the park.

Restraint System: An individual seatbelt secures each Rider across the thighs and pelvis.

Rider Criteria: Guests must have a minimum of two functioning extremities; one functioning arm and one functioning leg. Guests with a cervical collar or neck brace are not permitted to ride. Braced arm casts or full leg casts must fit safely in the ride unit.

Rider Access: Alternate access is available to the left of the ride entrance. Riders will have to take several steps, on their own or with the assistance of a companion, and be capable of stepping up and over the side of the ride unit.

A wheelchair lift is available to the left of the entrance to transport Guests to the ride platform. Please use the call button at the base of the lift to request assistance.

SNOOPY'S™ Space Buggies 2



Guests must be 36" tall to ride alone OR be accompanied by a Supervising Companion. Hand-held infants are not permitted.

Maximum Weight – 382 lb. per car; this ride only accommodates one adult per car.

Space vehicles jump up and down while rotating around a circular track.

Restraint System: An individual seatbelt secures each Rider across the thighs and pelvis.

Rider Criteria: Guests must have a minimum of two functioning extremities; one functioning arm (excluding prosthesis) and one functioning leg. Guests with a cervical collar, neck brace, broken collar bone, full arm cast, or braced arm cast are not permitted to ride.

Rider Access: Alternate access is available at the ride exit. Riders will have to take several steps, on their own or with the assistance of a companion, and be capable of stepping up and over the side of the ride unit. Please use caution, as the ride unit may shift when entering and exiting.

Spinning Dragons 5



Guests must be 48" tall to ride alone OR 42" tall AND accompanied by a Supervising Companion.

Maximum Weight – 660 lb. per car

Four-seat roller coaster cars that traverse a steel track while freely rotating 360 degrees.

Restraint System: An individual lap bar and seatbelt secures each Rider across the thighs and pelvis. Due to the nature of the restraint, this ride may not accommodate Guests of a larger size.

Rider Criteria: Guests must have a minimum of two functioning extremities; one functioning arm and one functioning leg. Two functioning arms are sufficient instead of one functioning arm and one functioning leg if the Guest has a normal center of gravity and lower extremities are sufficiently strong to support weight against the restraint under the dynamic conditions of the ride. Amputations must

be at the knee or below. Guests with a cervical collar, neck brace, broken collar bone, full arm cast, braced arm cast, or full leg cast are not permitted to ride.

Rider Access: Alternate access is available at the ride exit. Riders will have to transfer into the seat, on their own or with the assistance of a companion. A transfer device is available upon request which may assist a Rider out of a wheelchair and into the ride unit. Please do not use the ride restraints for support while entering and exiting, as they will shift.

WARNING: This ride utilizes magnetic systems during the ride.

SteelHawk



Guests must be 52" tall to ride.

Maximum Weight – 304 lb. per rider

A chair swing that spins and swings Riders to a 45-degree angle while ascending a giant 301-foot tower.

Restraint System: An individual lap bar and a between-the-leg safety belt secures each Rider across the thighs and pelvis. Due to the nature of the restraint, this ride may not accommodate Guests of a larger size.

Rider Criteria: Guests must have a minimum of two functioning extremities; one functioning arm and one functioning leg. Guests must have a minimum of one full functioning leg (excluding prosthesis) and one leg amputated below the knee. Guests with a cervical collar, neck brace, broken collar bone, braced arm cast, or full leg cast are not permitted to ride. Guests with any prosthesis must consult with Guest Services prior to waiting in line or riding.

Rider Access: Alternate access is available at the ride exit. Riders will have to take several steps, on their own or with the assistance of a companion, and be capable of elevating themselves up into a suspended seat. Please use caution when entering and exiting as the ride unit may shift. Do not use the ride restraints for support as they will shift.

WARNING: This ride contains strobe lighting.

Timber Wolf



Guests must be 48" tall to ride.

A high-speed wooden roller coaster with a combination of banked turns and airtime bumps.

Restraint System: An individual lap bar and seatbelt secures each Rider across the thighs and pelvis. Due to the nature of the restraint, this ride may not accommodate Guests of a larger size.

Rider Criteria: Guests must have a minimum of three functioning extremities. Two functioning arms are sufficient instead of three functioning extremities if the Guest has a normal center of gravity and lower extremities are sufficiently strong to maintain proper riding posture under the dynamic conditions of the ride. Amputations must be at the knee or below. Guests with a cervical collar, neck brace, broken collar bone, full arm cast, braced arm cast, or full leg cast are not permitted to ride.

Rider Access: Alternate access is available at the ride exit. Riders will have to transfer into the seat, on their own or with the assistance of a companion. A transfer device is available upon request which may assist a Rider out of a wheelchair and into the ride unit. A wheelchair lift is available to transport guests from the exit to the ride platform. Manual wheelchair available if weight exceeds the max capacity of 750 lb. Limit one Guest in wheelchair and one companion in lift at a time.

Viking Voyager 4



Guests must be 46" tall to ride alone OR 36" tall AND accompanied by a Supervising Companion.

A water flume ride with viking-themed boats, that travels through the woods and ends with a splash down. Riders will get wet!

Rider Criteria: Guests must have a minimum of two functioning extremities; one functioning arm and one functioning leg. Two functioning arms are sufficient instead of one functioning arm and one functioning leg if the Guest is able to form a saddle posture with leg remnants sufficient to brace self upright in the seat. Guests with a cervical collar, neck brace, broken collar bone, or braced arm cast are not permitted to ride.

Rider Access: Alternate access is available at the ride exit. Riders will have to take several steps, on their own or with the assistance of a companion, and be capable of stepping down into the ride unit. Please use caution, as the ride unit may shift when entering and exiting. Watch your step, as the ride unit may be slippery and wet. A wheelchair lift is available in the Fast Lane entrance to transport Guests to the ride platform. Please speak with the Fast Lane associate to request assistance.

WARNING: Boats may bump into the side of channel and other boats.

Woodstock Gliders 3



Guest must be 44" tall to ride alone OR 36" tall AND accompanied by a Supervising Companion.

Maximum Weight – 340 lb. per car

A family circular ride where Guests ride in suspended cars that rotate in a circle. Once the ride's speed increases, Riders use a fin on the front of the car to steer the car higher or lower.

Restraint System: A shared seatbelt secures each set of Riders, fastening across the thighs and pelvis. The smaller Rider must sit on the inside seat.

Rider Criteria: Guests must have a minimum of two functioning extremities; one functioning arm and one functioning leg. Guests must have a minimum of one full functioning leg (including prosthesis) and one leg amputated below the knee. Guests with a cervical collar or neck brace are not permitted to ride. Guests who do not demonstrate appropriate observed behavior must be accompanied by a Supervising Companion.

Rider Access: Alternate access is available at the ride exit. Riders will have to transfer into the seat, on their own or with the assistance of a companion. Specific ride vehicles at this attraction are equipped with removable sides which may assist a Rider in transferring from their wheelchair to the ride unit. Please inform an associate if you wish to use that vehicle. Please use caution, as the ride unit may shift when entering and exiting.

WARNING: This ride contains strobe lighting.

Woodstock Whirlybirds 2



Guests must be 36" tall to ride alone OR be accompanied by a Supervising Companion. Hand-held infants are not permitted.

Maximum Weight – 550 lb. per car; this ride only accommodates two adults per car.

This is a family tea cup ride that travels a circular path while individual seats rotate on an axis.

Restraint System: An individual seatbelt secures each Rider across the thighs and pelvis. A door further encloses the ride unit.

Rider Criteria: Guests must have a minimum of two functioning extremities; one functioning arm (excluding prosthesis) and one functioning leg. Guests with a cervical collar, neck brace, broken collar bone, full arm cast, or braced arm cast are not permitted to ride.

Rider Access: Alternate access is available at the ride exit. Riders will have to take several steps, on their own or with the assistance of a companion to access the ride unit. This includes an elevated step onto the platform. Please use caution when entering and exiting as the ride unit may shift. Do not use the ride restraints for support as they will shift.

Worlds of Fun Railroad 2



Guests must be 42" tall to ride alone OR be accompanied by a Supervising Companion. Guests less than 46" tall must sit in the center of the bench.

A steam engine with four passenger cars that travels around the park and through the woods.

Rider Criteria: Guests who do not have independent seated postural control, appropriate observed behavior, and hand-held infants must ride in the center of the bench with a Supervising Companion.

Rider Access: Alternate access is available at the attraction exit. This attraction is wheelchair accessible. Service animals are permitted to ride this attraction.

Zambezi Zinger 5



Guests must be 48" tall to ride.

A wooden roller coaster with a spiral lift hill, fast transitions, and banked turns.

Restraint System: An individual lap bar secures each Rider across the thighs and pelvis. Due to the nature of the restraint, this ride may not accommodate Guests of a larger size.

Rider Criteria: Guests must have a minimum of three functioning extremities. Guests must have a minimum of one full functioning leg (excluding prosthesis) and one leg amputated below the knee. Guests must have one arm with one naturally functioning hand. Guests with a cervical collar, neck brace, or broken collar bone are not permitted to ride. Casts are not permitted on this ride.

Rider Access: Alternate Access is available at the ride exit. Guests will have to transfer into the seat, on their own or with the assistance of a companion. A transfer device is available upon request which may assist a Guest out of a wheelchair and into the ride unit.

WARNING: This ride contains strobe lighting.

WARNING: This ride utilizes magnet systems.

Zulu 4



Guests must be 54" tall to ride.






A spinning thrill ride where gondolas quickly increase in speed from a horizontal position to a vertical position, thereby turning Riders upside down. Riders will experience weightlessness and rapid movements from side to side.

Restraint System: A door with a safety chain encapsulates the ride unit to secure Riders.

Rider Criteria: Guests must have a minimum of three functioning extremities. Guests with a cervical collar, neck brace, broken collar bone, braced arm cast, or full leg cast are not permitted to ride.

Rider Access: Alternate access is available at the ride exit. Riders will have to take several steps, on their own or with the assistance of a companion, and be capable of stepping up and over the side of the ride unit. Please use caution when entering and exiting as the ride unit may shift. Do not use the ride restraints for support as they will shift.

OCEANS OF FUN

Category	DESCRIPTION
Low Thrill Rides	 This is a low speed, and or shallow water attraction.
Mild Thrill Rides	 This is a low to medium speed attraction, and/or water depth to 48 inches. Some rider control, maneuvering and/or swimming skills required.
Moderate Thrill Rides	 This is a medium speed attraction. Height and water depth may vary. Moderate or unexpected forces can be generated during the ride. This attraction may require rider control and/or strong swimming skills. Physical activity may be strenuous.
High Thrill Rides	 This is a fast paced ride experience. Riders will encounter changes in speed, direction, elevation, strong water currents, and/or depth of water, some of which is unexpected. This attraction requires rider body control and strong swimming skills.
Aggressive Thrill Rides	 This is a high speed and/or deep water attraction with turbulent turns, drops and/or strong water currents with changes in speed, direction, elevation and/or deep water, which may be unexpected. This attraction requires rider body control and swimming skills.



Appropriate Attire

Appropriate swimwear is required. Thongs and transparent clothing are not permitted. We reserve the right to determine the appropriateness of swimwear. Guests with a metal prosthesis or wearing bathing attire with metal buttons, rivets, zippers, or snaps will not be permitted to ride on the slides. Jewelry including but not limited to, necklaces, bracelets, dangling earrings, and rings other than wedding bands are prohibited on the slides. Contact lenses are not recommended. Guests requiring special accommodation should speak to a member of the Aquatics Supervisory Team.



Life Jackets

Life jackets are available for all Guests. Only U.S. Coast Guard approved life jackets are allowed as floatation devices. Life jackets are provided free of charge for Guests who require one.

In wave pools, life jackets are required for Guests who are less than 52" tall in bare feet, participants with a history of seizures (or similar medical conditions), heart conditions, or those who are inexperienced or non-swimmers. Children who are less than 42" tall must wear life jackets and be accompanied by Supervising Companions. This policy will be enforced at Surf City Wave Pool.

In other attractions requiring life jackets, children who are less than 48" tall in bare feet or those who are inexperienced or non-swimmers must wear a life jacket. Children who are less than 42" tall must wear life jackets and be accompanied by Supervising Companions. This policy will be enforced at Caribbean Cooler and Coconut Cove.



Ongoing Lifeguard Training

In an ongoing effort to provide a safe and enjoyable waterpark experience for our Guests, Oceans of Fun routinely utilizes training exercises to improve our Lifeguards' skills and vigilance. These exercises will occur during normal operating hours and may consist of the following: submersible water manikins; the use of video surveillance equipment; internal and external audits, and active/inactive water rescues and/or first aid scenarios.



Swim Diapers

Guests who require a diaper are required to wear swim diapers or diapers specifically designed for aquatic use.



Water Wheelchair & Pool Lifts

A water wheelchair is available for Guests requiring additional assistance when gaining access into Surf City Wave Pool, Coconut Cove, Crocodile Isle (ground level only), Paradise Falls (ground level only), Captain Kidds (ground level only), or Splash Island (ground level only). The water wheelchair may be used by multiple Guests on the same

day. While in the wave pool, the water level may not exceed the height of the seat on the chair. A pool lift is available at Caribbean Cooler, Castaway Cove, and the Village Pool.

Motorized or electric personal wheelchairs will be permitted at Splash Island. Walkers, canes, or other assistive devices are permitted only at ankle depth in the following attraction(s): Paradise Falls, Captain Kidd's, Frog Pond, and Splash Island.

During your visit, please speak to a member of our Aquatics Supervisory Team to obtain access to the water wheelchair or pool lift and for further accessibility information.

OCEANS OF FUN ATTRACTIONS

The following descriptions are designed to give you information on the type of actions caused by various attractions. Each of the following attractions will identify the restrictions according to the criteria itemized above.

In order to participate on most attractions, Guests must have seated postural control, appropriate center of gravity, appropriate observed behavior, and the ability to enter and exit the ride safely.

Specific exceptions or qualifications to those four criteria will be noted in the information provided below. If you have been authorized for Alternate Access, follow the directions listed under each attraction. Please use caution when entering and exiting water park attractions as the surrounding areas may be slippery. Conveying devices, such as tubes and rafts, may be slippery and can shift during loading and unloading.

Aruba Tuba



Guests must be 42" tall in bare feet to ride. Guests under 48" must wear a lifejacket.

Maximum Weight – 300 lb. per single tube; 400 lb. per double tube

Two separate slides. One slide has a totally enclosed twisting slide that only single riders may ride in a single tube. The other slide is a single or double tube slide with bumps and twists. Both slides end in a 42" deep pool of water.

Rider Criteria: Guests must have a minimum of three functioning extremities. Guests with a cervical collar, neck brace, broken collar bone, braced arm cast or full leg cast are not permitted to participate. Riders must be seated in the tube with feet in the middle, facing forward, sitting up straight, and holding on to both handles.

Rider Access: Access to the attraction requires climbing several flights of stairs with a tube. Guests will have to ascend the slide tower and be capable of safely entering the tube, on their own or with the assistance of a companion.

Captain Kidds – Pool 1



An interactive pirate ship for children that features slides, water cannons, and other play elements. Maximum water depth is 18".

Rider Criteria: Guests who do not have seated postural control or appropriate observed behavior must be accompanied by a Supervising Companion. Hand-held infants must be accompanied by a Supervising Companion.

Rider Access: Access is available via zero-depth entrance.

Captain Kidds – Slides 1



An interactive pirate ship for children that features slides.

Rider Criteria: Guests are required to maintain seated postural control. Guests unable to safely enter and exit the ride or demonstrate appropriate observed behavior must be accompanied by a Supervising Companion to access the slide. Guests must have a minimum of two functioning extremities. Hand-held infants may not ride. Guests with a cervical collar, neck brace, broken collar bone, full arm cast, braced arm cast, or full leg cast are not permitted to ride.

Rider Access: Access to the slides requires climbing several rope steps. Guests will have to ascend the tower and be capable of safely entering the slide, on their own or with the assistance of a companion.

Caribbean Cooler 2



Children must be 42" tall in bare feet to ride alone OR be accompanied by a Supervising Companion. Children under 48" tall in bare feet or those who are inexperienced or non-swimmers are required to wear a life jacket.

A slow moving, winding river tube ride at a depth of 36". The river is approximately 800 feet long and passes under bridges.

Rider Criteria: Guests must be able to maintain independent seated postural control and must have appropriate observed behavior or be accompanied by a Supervising Companion. Guests must have a minimum

of two functioning extremities or be accompanied by a Supervising Companion. Hand-held infants must be accompanied by a Supervising Companion and wear a lifejacket. Guests who cannot enter/exit without endangering self or others must be accompanied by a Supervising Companion. Guests with a cervical collar, neck brace, broken collar bone, braced arm cast or full leg cast are not permitted to participate.

Rider Access: Access is available via the stairs or pool lift. Riders will have to transfer to the stairs, lift, or tube, on their own or with the assistance of a companion. Please speak to a member of our Aquatics Supervisory Team to obtain access to the pool lift.

Castaway Cove 1



Guests must be 21 years or older with ID to enter the pool and deck.

An adult pool with a water depth of 54" and swim-up bar.

Rider Criteria: Guests without seated postural control or appropriate observed behavior must be accompanied by a Supervising Companion.

Rider Access: Access is available via the stairs or pool lift. Riders will have to transfer to the stairs, lift, on their own, or with the assistance of a companion. Please speak to a member of our Aquatics Supervisory Team to obtain access to the pool lift.

Coconut Cove 2



Children who are under 42" tall in bare feet must wear a life jacket and be accompanied by a Supervising Companion. Life jackets are required for Guests who are under 48" tall in bare feet.

A 42" deep pool with different water elements.

Rider Criteria: In order to participate, Guests must be able to safely enter/exit the attraction and demonstrate appropriate observed behavior or be accompanied by a Supervising Companion. Hand-held Infants must be accompanied by a Supervising Companion.

Rider Access: Access is available via zero-depth entrance. This attraction is wheelchair accessible, although the water level may not exceed the height of the seat on the chair. A water wheelchair is available for Guests requiring additional assistance.

Crocodile Isle – Pool 1



A children's activity pool that has slides and floating animals. Maximum water depth is 24".

Rider Criteria: Guests who do not have seated postural control or appropriate observed behavior must be accompanied by a Supervising Companion. Hand-held infants must be accompanied by a Supervising Companion.

Rider Access: Access is available via zero-depth entrance.

Crocodile Isle – Foam Slides 1

Rider Criteria: Guests are required to maintain seated postural control. Guests unable to safely enter and exit the ride or demonstrate appropriate observed behavior must be accompanied by a Supervising Companion to access the slide. Guests must have a minimum of two functioning extremities. Hand-held infants may not ride. Guests with a cervical collar, neck brace, broken collar bone, full arm cast, braced arm cast, or full leg cast are not permitted to ride.

Rider Access: Access to the slides requires climbing several steps. Guests will have to ascend the tower and be capable of safely entering the slide, on their own or with the assistance of a companion.

Crocodile Isle – Brown Slides 1

Rider Criteria: Guests must have a minimum of two functioning extremities; one functioning arm with sufficient extremity to maintain the proper riding position and one functioning leg. Riders are required to maintain the proper riding position – slide on your back or in a seated, feet first position. Hand-held infants may not ride. Forearm casts, full arm casts, braced arm casts, foot or lower leg casts, full leg casts, cervical collar or neck braces, or broken collar bones are not permitted.

Rider Access: Access to the slides requires climbing several steps. Guests will have to ascend the structure and be capable of safely entering the slide, on their own or with the assistance of a companion.

Hurricane Falls 5



Guests must be 46" tall in bare feet to ride.

Maximum Weight – 800 lb. per tube

Four person family raft waterslide, with banked turns and drops ending in a 30" splash pool. Guests must ride in groups of at least two, but no more than four, per raft.

Rider Criteria: Guests must have a minimum of three functioning extremities; two functioning arms and one functioning leg. Guests with a cervical collar, neck brace, broken collar bone, full arm cast, braced arm cast, lower leg cast or full leg cast are not permitted to ride. Riders are required to remain seated with back against the raft, facing forward, and holding onto the handles.

Rider Access: Access to the attraction requires climbing several flights of stairs. Riders will have to ascend the slide tower and be capable of safely entering the raft, on their own or with the assistance of a companion.

WARNING: This ride contains strobe lighting.

Paradise Falls – Slides **2**



Guests must be 40" tall in bare feet to ride the large slides.
Guests must be 36" tall in bare feet to ride the small slides.

Maximum Weight – 300 lb. per person for large slides and
200 lb. per person for small slides

Seven mild body slides, each starting at different heights within the play structure; one of which is fully enclosed.

Rider Criteria: Guests must have a minimum of three functioning extremities; one functioning arm with sufficient extremity to maintain the proper riding position and two functioning legs. Riders are required to maintain the proper riding position – slide on your back or in a seated, feet first position. Forearm casts, full arm casts, braced arm casts, foot or lower leg casts, full leg casts, cervical collar or neck braces, or broken collar bones are not permitted.

Rider Access: Access to the attraction requires climbing several flights of stairs. Guests will have to ascend the slide tower and be capable of safely entering the slide, on their own or with the assistance of a companion.

Paradise Falls – Play Structure **2**



Interactive water play structure with a large tipping bucket, water slides, and multiple levels connected by net crawls, bridges, and stairways.

Rider Criteria: Guests unable to maintain seated postural control must be accompanied by a Supervising Companion. Hand-held infants must be accompanied by a Supervising Companion.

Rider Access: Access available via the ground level. Access to elevated levels require Guests to walk up several flights of stairs.

Predators' Plunge 5



Guests must be 48" tall in bare feet to ride.

Maximum Weight – 300 lb. per person

Riders stand in an enclosed capsule where the floor drops, launching them down high speed drops and banked turns before ending in a water-filled runout. One single rider per tube. Maximum water depth is 24".

Rider Criteria: Guests must have four functioning extremities. Casts are not permitted on this attraction. Riders are required to maintain the proper riding position – arms crossed over their chest, legs crossed at the ankles, and back flat against the slide.

Rider Access: Riders will have to ascend the slide tower and be capable of safely entering the slide, on their own, or with the assistance of a companion.

Note: Loose articles are not permitted, including, but not limited to, piercings, necklaces, and rings.

Riptide Raceway 4



Guests must be at least 42" tall in bare feet to ride.

Maximum Weight – 300 pounds per Guest

A 50-foot tall complex that has Riders slide head first on a mat down four mat-racing flumes. Slides descend into a runout.

Rider Criteria: Guests must have a minimum of three functioning extremities; two functioning arms and one functioning leg. Casts are not permitted on this attraction. Riders must lie stomach down on a mat, facing forward, and firmly grasping the handles throughout the ride with elbows tucked in towards the body.

Rider Access: Access to the attraction requires climbing several flights of stairs with a mat. Riders will have to ascend the slide tower and be capable of safely entering the slide, on their own or with the assistance of a companion.

Sharks' Revenge 5



Guests must be 48" tall in bare feet to ride.

Maximum Weight – 300 lb. per single tube; 400 lb. per double tube

Three separate enclosed twisting tube slides designed for single and double tubes. Riders experience high speed drops and banks. All slides end in a 42" pool of water.

Rider Criteria: Guests must have a minimum of three functioning extremities. Casts are not permitted on this attraction. Riders must remain seated in the tube facing forward and holding onto the handles.

Rider Access: Access to the attraction requires climbing several flights of stairs with a tube. Riders will have to ascend the slide tower and be capable of safely entering the tube, on their own or with the assistance of a companion.

Splash Island – Slides 1



Three small childrens slides.

Rider Criteria: Guests who do not have the ability to safely enter and exit the attraction or appropriate observed behavior must be accompanied by a Supervising Companion. Hand-held infants must be accompanied by a Supervising Companion. Casts are not permitted on the slides.

Rider Access: Access available via the ground level. Access to elevated levels require Guests to walk up several flights of stairs.

Splash Island – Play Structure 1



Interactive water play structure with a small tipping bucket.

Rider Criteria: Guests unable to maintain seated postural control must be accompanied by a Supervising Companion. Hand-help infants must be accompanied by a Supervising Companion.

Rider Access: Access available via the ground level. Access to elevated levels require Guests to walk up several flights of stairs.

Surf City Wave Pool 4



Children who are under 42" tall in bare feet must wear a life jacket and be accompanied by a Supervising Companion. Life jackets are required for Guests who are under 52" tall in bare feet, participants with a history of seizures (or similar medical conditions), heart conditions, or those who are inexperienced or non-swimmers.

A large wave pool with depths ranging from 0' – 6'. Waves are generated for 5 minutes on, and then 5 minutes off. Strenuous activity is required during wave action cycles which may require the ability to swim and which may result in fatigue. Exercise caution. Participants with a history of seizures—or heart or other serious medical conditions—should be supervised by someone who knows how to swim and how to provide emergency assistance.

Rider Criteria: Guests must be able to maintain independent seated postural control and must have appropriate observed behavior or be accompanied by a Supervising Companion. Guests must have a minimum of two functioning extremities or be accompanied by a Supervising Companion. Hand-held infants participation or water depth may be restricted if necessary and must be accompanied by a Supervising Companion. Guests with a full arm cast or full leg cast are welcome to enjoy the attraction but participation or water depth may be restricted if necessary. Guests with a cervical collar, neck brace, broken collar bone or braced arm cast cannot participate.

Rider Access: Access is available via the zero depth entry. This attraction is wheelchair accessible, although the water level may not exceed the height of the seat on the chair. A water wheelchair is available for guests requiring additional assistance. Please speak to a member of our Aquatics Supervisory Team to obtain access to the water wheelchair.

WARNING: Only strong swimmers are recommended in the deep water.

Typhoon 4



Guests must be 48" tall in bare feet to ride.

Maximum Weight – 300 lb. per rider

Body slides with sudden drops ending in a 36" deep pool.

Rider Criteria: Guests must have two functioning arms and two functioning legs. Casts are not permitted on this attraction. Riders are required to remain lying flat on

their back with arms crossed over chest, legs crossed at the ankles, keeping your body straight through out the entire ride.

Rider Access: Access to the attraction requires climbing several flights of stairs. Riders will have to ascend the slide tower and be capable of safely entering the slide, on their own or with the assistance of a companion.

Note: Loose articles are not permitted, including, but not limited to, piercings, necklaces, and rings.

SHOWS & ENTERTAINMENT

Due to the popularity of our shows, we suggest that you arrive early as seating may be limited. Show schedules are available at Guest Services and at any theater entrance. All Entertainment venues are accessible to Guests who are mobility impaired. Assisted listening devices are available for Guests who are hearing impaired. Large print scripts may also be available. Ask any associate at the venue for assistance.

Americana Stage

Americana Stage, located in the Americana section of the park near River City Grill, is an outdoor performance venue with seating at tables and chairs located at the patio of River City Grill.

Country Junction

Country Junction, located next to the Worlds of Fun Railroad, is an outdoor amphitheater used for music festival competitions, presentations, and special event shows. Access to the theater is on the right or back side. There are viewing areas that accommodate wheelchairs and companions.

Heart of America Theater

The Heart of America Theater, located next to Detonator, is a large outdoor amphitheater used for music festivals, presentations, and special events. Access is through the main entrance. There are viewing areas that accommodate wheelchairs and companions.

Moulin Rouge

The Moulin Rouge, located in Europa, is an indoor theater featuring main stage show productions with bench seating. Entrance to the theater is through the main entrance doors. Doors typically open 15 minutes before show time and close promptly at the start of the show. There are viewing areas that accommodate wheelchairs and companions. Please ask an Usher for assistance. After the show an Usher will assist you with exiting the theater.

PEANUTS™ Showplace

PEANUTS™ Showplace, located in PLANET SNOOPY™, is an indoor theater that can be accessed through SNOOPY™ Boutique across from the PLANET SNOOPY™ Fountain. There are viewing areas that accommodate wheelchairs and companions.

Serengeti Station

Serengeti Station, located in the Africa section of the park near Zulu, is a covered, open-air performance venue for small shows and special events featuring bench seating. Entrance to the venue is through large openings around the front of the building. Seating begins 15 minutes prior to the start of a show. There are viewing areas that accommodate wheelchairs and companions.

Tivoli Music Hall

The Tivoli Music Hall, located next to Fjord Fjarlane in the Scandinavia section of the park, is an indoor theater with bench seating used for music festival competitions, presentations, and special event shows. Access to the theater is through the main entrance. There are viewing areas that accommodate wheelchairs and companions. All Guests exit through the exit doors.

HALLOWEEN HAUNT®

Worlds of Fun Halloween Haunt has extreme attractions that are designed to scare and startle. These attractions and the park in general will have areas of low lighting, strobe lighting, loud sound, and dense fog. Guests with respiratory sensitivities, history of seizures or epilepsy, sensitivities to latex, or sensitivities to loud music and sound effects are advised not to participate in these attractions. Characters in our Halloween Haunt attractions will not touch you; please do not touch them in any manner. Guests that do will be removed from the park without refund. Rowdy behavior and profanity are also causes for removal from the park. For safety reasons, Guests may not wear their own face paint, costumes, or masks. Alternate Access may be available. Please visit Guest Services for more information. Service animals are welcome to attend Halloween Haunt events. They are permitted to walk through the park areas, including scare zones.

Please adhere to all posted and verbal warnings and directions.

WARNING

There are inherent risks in participating in any amusement attraction. If you choose to participate, you accept these risks and agree to do so responsibly. Read all important safety information prior to riding and obey all posted and verbal instructions. For your protection, each attraction is rated for its special features including height, speed, direction, and dynamic forces. You know your physical conditions and limitations, Worlds of Fun/Oceans of Fun does not. If you suspect your health could be at risk, or you could aggravate any pre-existing condition, **do not ride!**

All restraint systems, including lap bars, shoulder harnesses and seatbelts, must be positioned, fastened and tightened properly to allow Guests to ride.

Information in this guide is subject to changes.



4545 Worlds of Fun Avenue | Kansas City, MO 64161

2025 Edition | worldsoffun.com